



INTERSTATE COMMISSION FOR JUVENILES

Serving Juveniles While Protecting Communities

Resending a Home Evaluation Request

Topic: Resending a Home Evaluation When First Residence is Denied or Residence Address Changes

First Residence Denied

When supervision is denied due to the residence, the Receiving State compact office ensures that the “Supervision not recommended” and “Supervision denied” boxes are checked on the E-form VIII: Home Evaluation.

INTERSTATE COMPACT FOR JUVENILES FORM VIII
Home Evaluation Report Form

Sending State: _____ Receiving State: _____
Juvenile's Name: _____ DOB: _____ Case # _____


Supervision recommended Supervision not recommended


PROPOSED RESIDENCE EVALUATED:
Name: _____ Relationship: _____

For ICJ Official use only:
 Supervision approved Supervision denied _____ (Date)


(Compact Official signature)

Page 3 of 3

The Receiving State compact office returns the file to the Sending State using the workflow icon “Send to ICJO Sending” .

After reviewing the E-form VIII: Home Evaluation, the Sending State clicks the  workflow icon for “Supervision Denied.” The workflow ends due to denial of supervision based on the residence. The Sending State may generate, fill out, and save a new E-form IV and IA/VI for a Home Evaluation request for a new residence and restart the Request for Transfer of Supervision process within the same juvenile file.

Residence Address Changes

If the residence address changes before the first Home Evaluation is completed and returned by the Receiving State, the Sending State generates, fills out, and saves a new E-form IV and IA/VI and notifies the Receiving State of the new residence and Home Evaluation request. This can occur via email, telephone, or a Communication Request Form and corresponding route within JIDS. The Receiving State conducts a Home Evaluation on the new residence address and enters the E-form VIII in the juvenile’s file in JIDS, and continues the Request for Transfer of Supervision process by using the workflow icon to “Send to ICJO Sending” .

If the residence address changes after the first Home Evaluation is completed and returned by the Receiving State, the Sending State cancels the workflow. The Sending State may then generate, fill out, and save a new E-form IV and IA/VI for a Home Evaluation request for a new residence and restart the Request for Transfer of Supervision process within the same juvenile file.