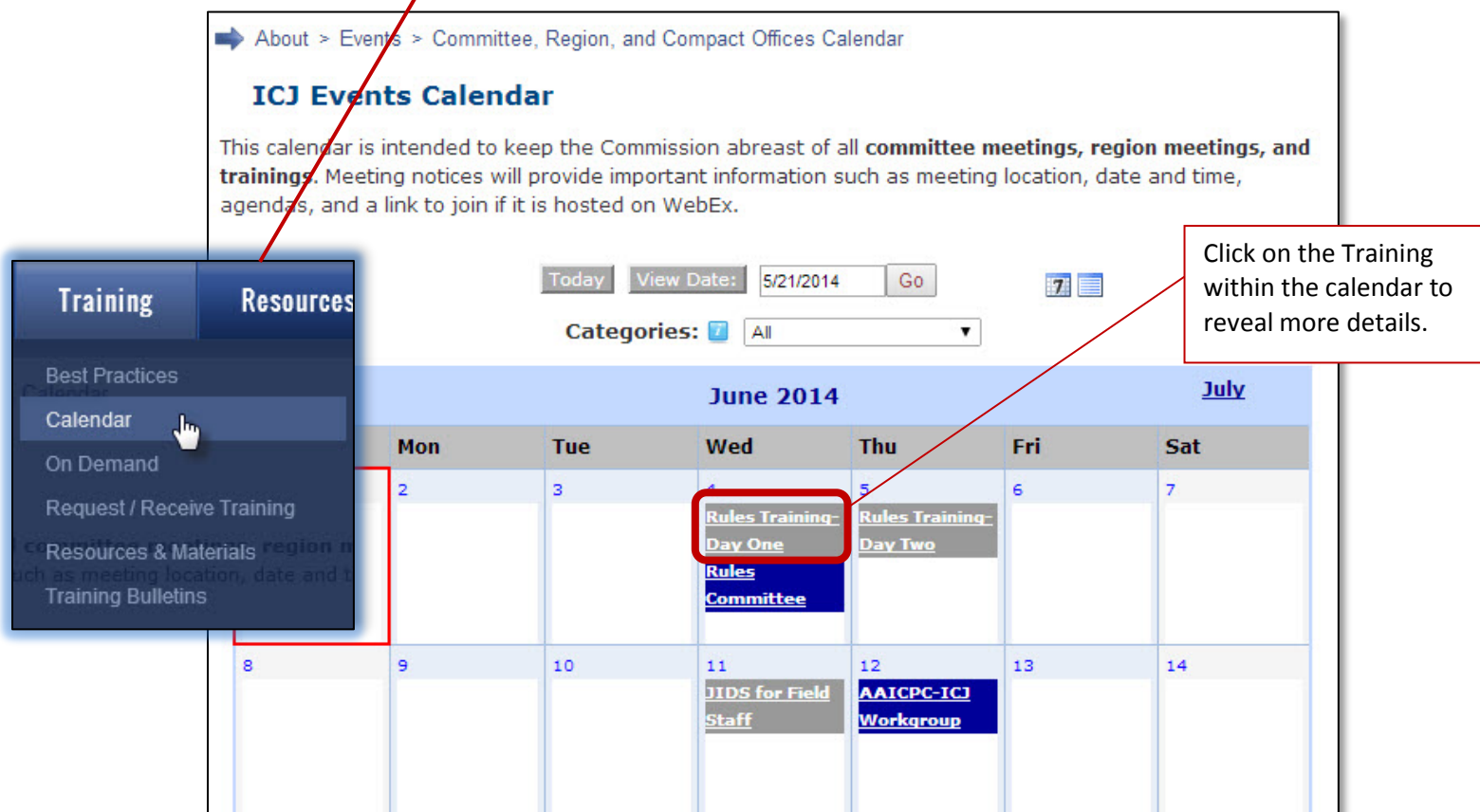


WebEx Training Registration How-To with Troubleshooting

To access live WebEx trainings, look at your **ICJ Website Updates** Newsletter for upcoming trainings, where you can follow a link directly to registration within WebEx.

You can also go to the **ICJ Website** to access the **Training Calendar**. Follow these steps to completely register for your next training.

Step 1: From the **ICJ Website**, go to Training and click **“Calendar”** from the dropdown list. The calendar for the current month is displayed.



→ About > Events > Committee, Region, and Compact Offices Calendar

ICJ Events Calendar

This calendar is intended to keep the Commission abreast of all **committee meetings, region meetings, and trainings**. Meeting notices will provide important information such as meeting location, date and time, agendas, and a link to join if it is hosted on WebEx.

Today View Date: 5/21/2014 Go

Categories: 7 All

June 2014						July
Mon	Tue	Wed	Thu	Fri	Sat	
2	3	4 Rules Training - Day One Rules Committee	5 Rules Training - Day Two	6	7	
8	9	10	11 JIDS for Field Staff	12 AAICPC-ICJ Workgroup	13	14

Click on the Training within the calendar to reveal more details.

Step 2: The events detail page shows the times and dates of the training, where the training will take place and a brief description of the training. The description of the training contains a direct link to ICJ’s WebEx for registration.

ICJ Events Calendar

This calendar is intended to keep the Commission abreast of all **committee meetings, region meetings, and trainings**. Meeting notices will provide important information such as meeting location, date and time, agendas, and a link to join if it is hosted on WebEx.

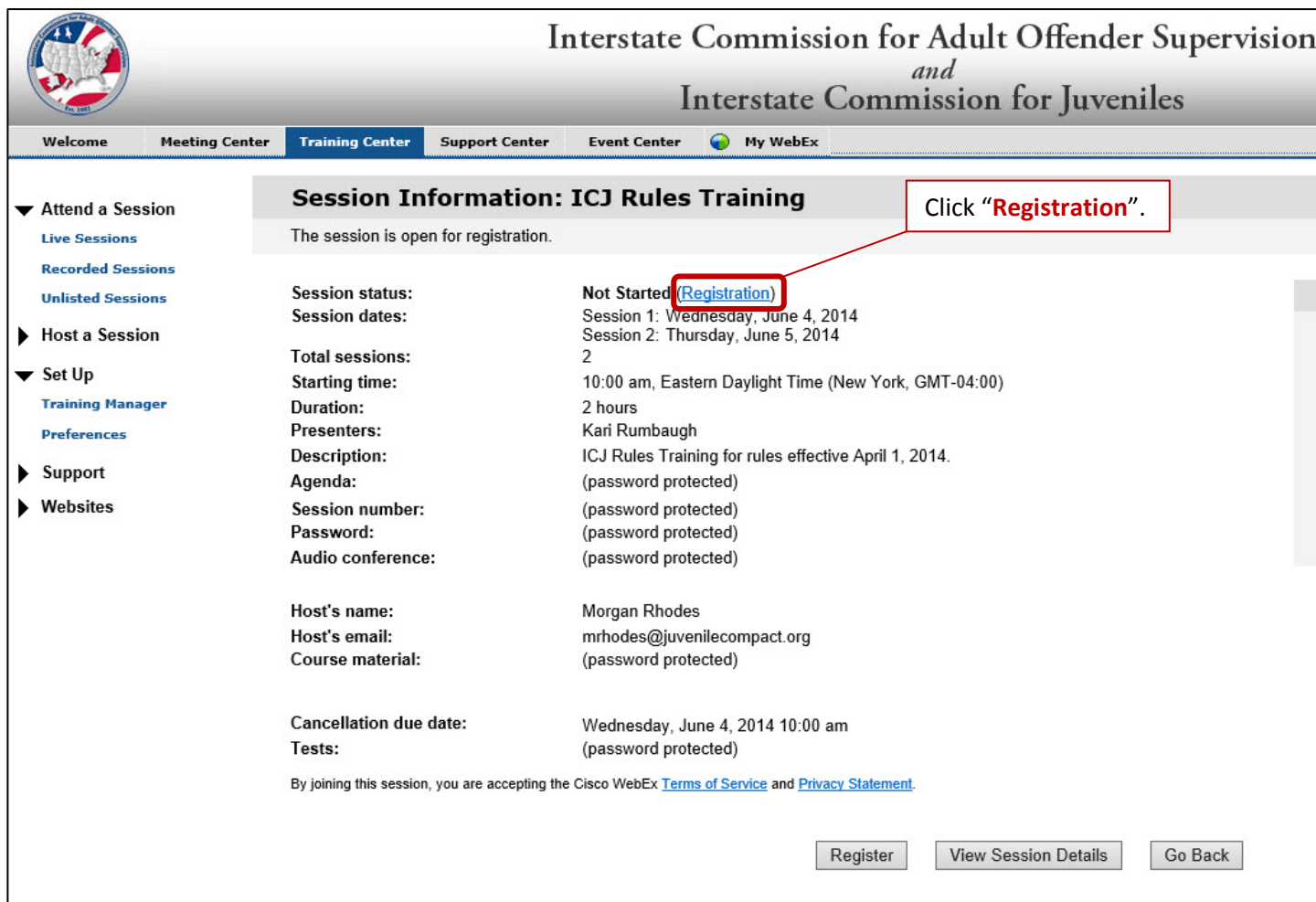
Rules Training-Day One

Start Date/Time:	Wednesday, June 04, 2014 10:00 AM
End Date/Time:	Wednesday, June 04, 2014 12:00 PM
Recurring Event:	One time event
Importance:	Normal Priority
Category:	Training
Location:	ICJ WebEx
Description:	Day One of a two-part Rules Training. By registering here , you will register for both days.

Trainer: Kari Rumbaugh

By clicking “**here**”, you will be re-directed to the WebEx site.

Step 3: Once you are re-directed to ICJ's WebEx site, make sure the details for the session match the training you wish to attend.



The screenshot displays the 'Interstate Commission for Adult Offender Supervision and Interstate Commission for Juveniles' website. The navigation bar includes 'Welcome', 'Meeting Center', 'Training Center', 'Support Center', 'Event Center', and 'My WebEx'. The 'Training Center' is selected, showing a sidebar with options like 'Attend a Session', 'Host a Session', 'Set Up', 'Support', and 'Websites'. The main content area is titled 'Session Information: ICJ Rules Training' and states 'The session is open for registration.' A red box highlights the '(Registration)' link next to the 'Not Started' status. Another red box points to this link with the text 'Click "Registration".' Below the status, session details are listed: Session 1 on Wednesday, June 4, 2014, and Session 2 on Thursday, June 5, 2014. The session is 2 hours long, starting at 10:00 am Eastern Daylight Time, presented by Kari Rumbaugh. The agenda, session number, password, and audio conference details are all marked as '(password protected)'. The host is Morgan Rhodes (mrhodes@juvenilecompact.org). The cancellation due date is Wednesday, June 4, 2014, at 10:00 am. At the bottom, there are buttons for 'Register', 'View Session Details', and 'Go Back', along with a disclaimer about accepting the Cisco WebEx Terms of Service and Privacy Statement.

**Interstate Commission for Adult Offender Supervision
and
Interstate Commission for Juveniles**

Welcome Meeting Center **Training Center** Support Center Event Center My WebEx

▼ Attend a Session
Live Sessions
Recorded Sessions
Unlisted Sessions
▶ Host a Session
▼ Set Up
Training Manager
Preferences
▶ Support
▶ Websites

Session Information: ICJ Rules Training Click "Registration".

The session is open for registration.

Session status: Not Started (**Registration**)

Session dates: Session 1: Wednesday, June 4, 2014
Session 2: Thursday, June 5, 2014

Total sessions: 2

Starting time: 10:00 am, Eastern Daylight Time (New York, GMT-04:00)

Duration: 2 hours

Presenters: Kari Rumbaugh

Description: ICJ Rules Training for rules effective April 1, 2014.

Agenda: (password protected)

Session number: (password protected)

Password: (password protected)

Audio conference: (password protected)

Host's name: Morgan Rhodes

Host's email: mrhodes@juvenilecompact.org

Course material: (password protected)

Cancellation due date: Wednesday, June 4, 2014 10:00 am

Tests: (password protected)

By joining this session, you are accepting the Cisco WebEx [Terms of Service](#) and [Privacy Statement](#).

Register View Session Details Go Back

Step 4: Fill out your information as labeled.

Register for ICJ Rules Training

Please provide the following information to register for this training session. You will receive an email confirmation of your registration.

Session Information

Topic: ICJ Rules Training
Session dates: You will be registered for the following dates:
Session 1: Wednesday, June 4, 2014
Session 2: Thursday, June 5, 2014
Starting time: 10:00 am, Eastern Daylight Time (New York, GMT-04:00)
Duration: 2 hours
Presenters: Kari Rumbaugh
Description: ICJ Rules Training for rules effective April 1, 2014.
Host's name: Morgan Rhodes
Host's email: mrhodes@juvenilecompact.org

Registration Information

First name: (Required)
Last name: (Required)
Email address: (Required)
City:
State/province:

Fill out your information and Click "Register".

Step 5: You will receive an email confirming your registration. This email contains the link to the WebEx training session, a link to add the training to your calendar and a link to cancel your registration.

Hello National Office,

Your registration for the following training session is accepted:

This is a multiple session course. You must attend all sessions to complete this course.

Topic: ICJ Rules Training
Host: Morgan Rhodes
Date: Every weekday, from Wednesday, June 4, 2014 to Thursday, June 5, 2014
Time: 10:00 am, Eastern Daylight Time (New York, GMT-04:00)
Registration ID: 847735
Session number: 648 244 168
Session password: ICJ1234

To join the training session

1. Go to <https://interstatecompact.webex.com/interstatecompact/k2/j.php?MTID=tfb75bc5d0070ae6d6b77e8dc3542383c>
2. Enter your name and email address (or registration ID).
3. Enter the session password: ICJ1234
4. Click "Join Now".
5. Follow the instructions that appear on your screen.

To view in other time zones or languages, click this link:
<https://interstatecompact.webex.com/interstatecompact/k2/j.php?MTID=tb912fc922af2148fbbdb80536f>

To add this session to your calendar program (for example Microsoft Outlook), click this link:
<https://interstatecompact.webex.com/interstatecompact/k2/j.php?MTID=t173b07863eef0080cebf2fa3a49eba7>

To cancel registration, click
<https://interstatecompact.webex.com/interstatecompact/k2/e.php?AT=CREG&ED=262532207&UID=1863392587&SN=0&RT=MiMxMQ%3D%3D>. The cancellation due date is Wednesday, June 4, 2014 10:00 am.

Note your **Registration ID, Session number and Session Password.**

Click on this link to join the training session and follow these instructions.

To add this session to your online calendar, click this link and follow the prompts.

To add this session to your calendar program (for example Microsoft Outlook), click this link:
<https://interstatecompact.webex.com/interstatecompact/k2/j.php?MTID=t173b07863eef0080cebf2fa3a49eba7>

To cancel registration, click
<https://interstatecompact.webex.com/interstatecompact/k2/e.php?AT=CREG&ED=262532207&UID=1863392587&SN=0&RT=MiMxMQ%3D%3D>. The cancellation due date is Wednesday, June 4, 2014 10:00 am.

One Step Further: To log in to your WebEx Training, follow the link and enter the information requested.

The screenshot displays the Cisco WebEx Training Center interface. On the left, a 'Join Session Now' dialog box is open, containing the following text and fields:

- Join Session Now**
- To join this training session, provide the following information.
- Your name:
- Email address:
- Session password:
- Join Now** (button)

Below the dialog box, the 'Host key: 535365' is visible. A red line connects the 'Join Now' button to a text box below. The main window shows the 'Cisco WebEx Training Center - Practice Session' interface with a 'Participants' list on the right side. The list includes:

- Panelist: 1
- Morgan Rhodes (Host, me)
- Attendee: 1
- Morgan

At the bottom of the window, the Cisco WebEx logo and 'Session No. 644 510 894' are visible. The status bar shows 'Connected' and the Cisco logo.

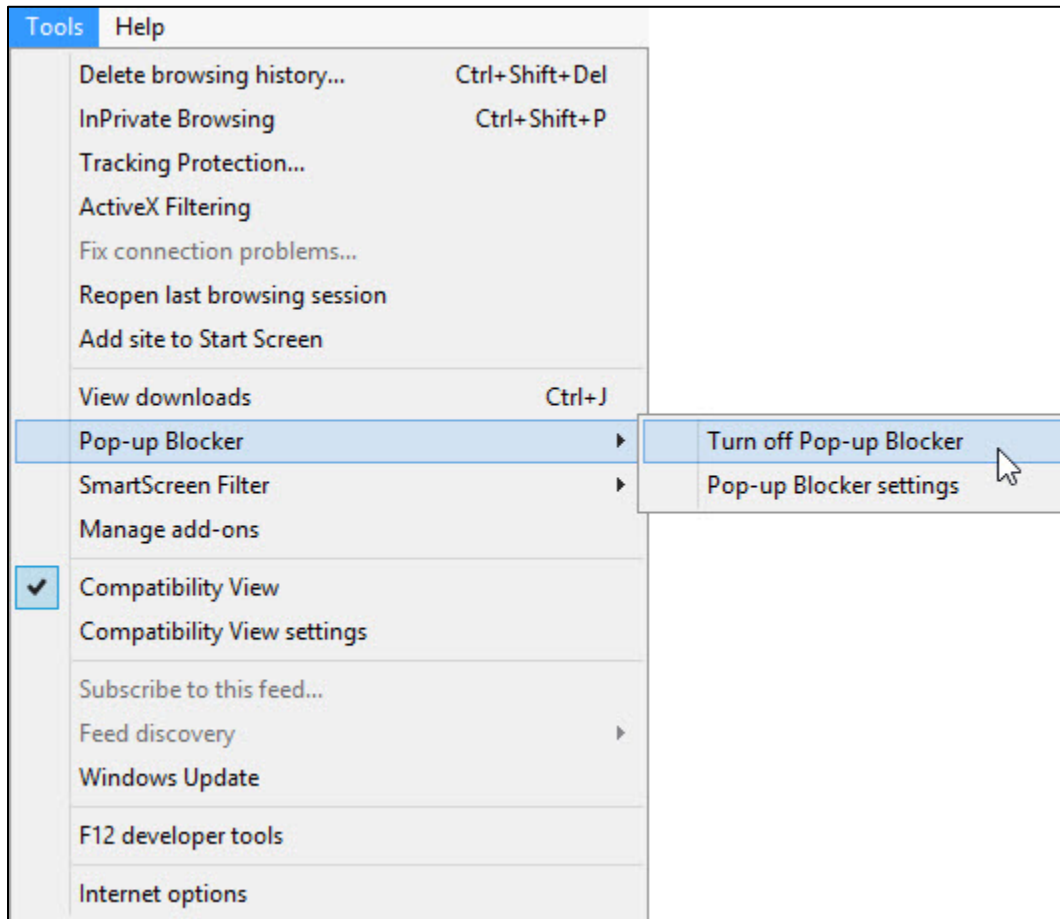
The link from your registration email will take you directly to the correct session number in WebEx. Enter your name, email address and password (if necessary), and click **Join Now**.

After you join, you will automatically be entered into the training session. You will be prompted to enter a phone number to call in or connect via your computer.

WebEx Troubleshooting

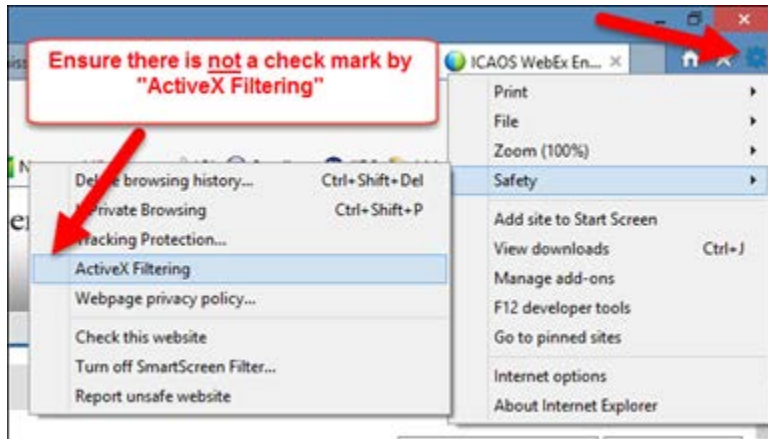
Pop Ups

In Internet Explorer, navigate to the “**Tools**” in the menu. Scroll down to “**Pop-up Blocker**”. Select “**Turn off Pop-up Blocker**”.



ActiveX Filtering

If you have trouble logging in to the WebEx session, please ensure that ActiveX Filtering is **NOT** turned on in Internet Explorer:



Required Software for WebEx

Below is a list of required software to run WebEx.

Browser	Internet Explorer 8, 9, 10 or greater
JavaScript	JavaScript and Cookies enabled
Other	ActiveX enabled Java 6.0 or later

Please visit the **WebEx Knowledgebase** for more information.